

The Ultimate Guide to AI in Digital Marketing

Master AI-Powered Digital Marketing in 2025

A Step-by-Step Guide
to Using AI for Content
Creation, SEO, Advertising
& Automation

by
Jackie Chen



Table of Contents

Chapter 0

Introduction: AI is the Future of Digital Marketing	4
--	---


Chapter 1

AI for Content Creation & Copywriting	6
--	---

- **Jasper AI:** Automating Blog & Ad Copy 7
- **Grammarly:** AI-Powered Writing Assistant 9
- **Anyword:** AI for High-Performing Ad Copy 

Chapter 2

AI for SEO & Content Optimization	11
--	----

- **Surfer SEO:** Data-Driven Content Ranking 12
- **Frase.io:** AI-Powered Research & Briefs 

Chapter 3

AI for Social Media & Design 	
---	--

- **Canva Magic Studio:** AI for Graphics & Branding
- **Sprout Social:** AI-Powered Social Media Scheduling

Chapter 4

AI for Paid Advertising & Campaigns

- **Albert.ai:** AI-Driven Ad Optimization
- **Zapier:** Automating Digital Marketing Workflows

Chapter 5

The Future of AI in Digital Marketing

Chapter 6

Conclusion & Next Steps

14

Chapter 0

Introduction: AI is the Future of Digital Marketing

Why AI is a Game Changer

Imagine having an **assistant** that can **write your blog posts, design your social media graphics, analyze SEO trends, and even optimize your ad campaigns**—all while you focus on growing your business.

This isn't a **sci-fi fantasy**; it's happening right now. AI-powered marketing tools are **revolutionizing** the way brands connect with customers, making marketing faster, smarter, and more effective.

In this book, you'll learn:

- ✓ How to use AI to **automate content creation**
- ✓ The best AI tools for **SEO & keyword optimization**
- ✓ How AI can **enhance social media & design workflows**
- ✓ AI-powered strategies for **ads & marketing automation**

By the end of this guide, you'll be equipped with the knowledge and tools to **streamline your marketing, increase productivity, and boost conversions** with AI.

Let's dive in! →

Chapter 1

AI for Content Creation & Copywriting

High-quality content is the **foundation** of digital marketing. But writing **engaging, SEO-friendly** content consistently can be overwhelming. AI-powered tools can **help you write faster**, improve quality, and optimize content for maximum engagement.



Jasper

Jasper AI: Automating Blog & Ad Copy

👍 **Best For:**

Blog posts, product descriptions, email marketing, ad copy

❓ **Why It's a Must-Have:**

Jasper AI is one of the most advanced AI copywriting tools on the market. It can write blog posts, create ad copy, generate email sequences, and even rewrite existing content in a more engaging way.

💡 **Real-World Application:**

Imagine you're launching a new product and need a landing page, ad copy, and an email sequence. Instead of spending hours writing, you can use Jasper AI to generate them in minutes—saving time while ensuring high-quality, persuasive content.

How to Use Jasper AI (Step-by-Step Guide)

1. Sign Up for Jasper AI

→ Visit Jasper's official website and create an account.

2. Choose a Template

→ Select from over 50 content templates (e.g., Blog Post, Facebook Ad, Email Sequence).

3. Enter Keywords & Brief

→ Provide a short description of what you need.

4. Generate & Refine

→ Jasper will produce content based on AI analysis. Edit as needed for personalization.

5. Publish & Optimize

→ Use Grammarly (covered next) to fine-tune your content before publishing.

Pro Tip

Use **Jasper's Boss Mode** to generate long-form content like blog articles in minutes!

Want a LIVE tutorial?

Get my Free Jasper AI Video Walkthrough:

 [\[Insert Link\]](#)



grammarly

Grammarly: AI-Powered Writing Assistant

Best For:

Refining content, correcting grammar, improving readability

Why It's a Must-Have:

Even AI-generated content needs editing. Grammarly acts as an AI-powered proofreader, ensuring your text is error-free, clear, and professional.

Real-World Application:

Let's say Jasper AI generates an email campaign for your business. Before sending it to thousands of subscribers, Grammarly helps refine the tone, correct errors, and enhance clarity—making your message more impactful.

How to Use Grammarly (Step-by-Step Guide)

1. Install Grammarly

→ Available as a browser extension, web app, or desktop tool.

2. Copy & Paste Your Content

→ Grammarly will analyze your text and highlight mistakes.

3. Review AI Suggestions

→ Fix grammar, punctuation, and readability issues.

4. Use Tone Adjustment

→ Ensure your writing aligns with your brand voice.

5. Finalize & Publish

→ Your polished, professional content is ready!

Pro Tip

Grammarly Premium offers **advanced clarity & engagement** suggestions — perfect for **marketing copy!**

Want My Free Writing Guide?

 [\[Insert Link\]](#)

Chapter 2

AI for SEO & Content Optimization

Content alone isn't enough—**SEO optimization** ensures that your content ranks higher on Google, driving **organic traffic** to your website. AI-powered SEO tools help you **analyze keywords, improve readability, and structure content** for better rankings.



SURFER

Surfer SEO: AI for Search Engine Optimization

Best For:

Optimizing blogs & landing pages for higher rankings

Why It's a Must-Have:

Surfer SEO analyzes top-ranking pages and provides real-time suggestions on keyword usage, content length, and structure — helping you outrank competitors.

Real-World Application:

You write a blog post on "Best AI Marketing Tools", but it's not ranking. Surfer SEO scans Google's top 10 results and suggests exactly what to add or change to improve your ranking.

How to Use Surfer SEO (Step-by-Step Guide)

1. Enter Your Keyword

→ Surfer analyzes top-ranking articles for that topic.

2. Check Content Score

→ A real-time SEO score shows how optimized your content is.

3. Implement Suggestions

→ Follow Surfer's keyword, heading, and content length recommendations.

4. Compare Competitors

→ See what's working for the top-ranking pages.

5. Publish & Track Rankings

→ Monitor improvements in Google search results.

Pro Tip

Pair [Frase.io](#) + Surfer SEO to automate SEO research & writing!




Get My Free SEO Checklist

 [\[Insert Link\]](#)

What's Next?

You now have the **exact blueprint** to leverage AI in your digital marketing strategy.

Want to take it a step further? 

- Access my **AI Marketing Mini-Course**
 [\[Insert Link\]](#)
- Join my **AI Marketing Mastermind Group**
 [\[Insert Link\]](#)
- Need **1-on-1 coaching**? Book a strategy call
 [\[Insert Link\]](#)